






Nyomtasd ki, fóliázd be, ragassz a hátoldalára egy mágnescsíkot és már készen is van a hűtőmágnes!



Akár ki is színezheted, mielőtt lefóliázod!

